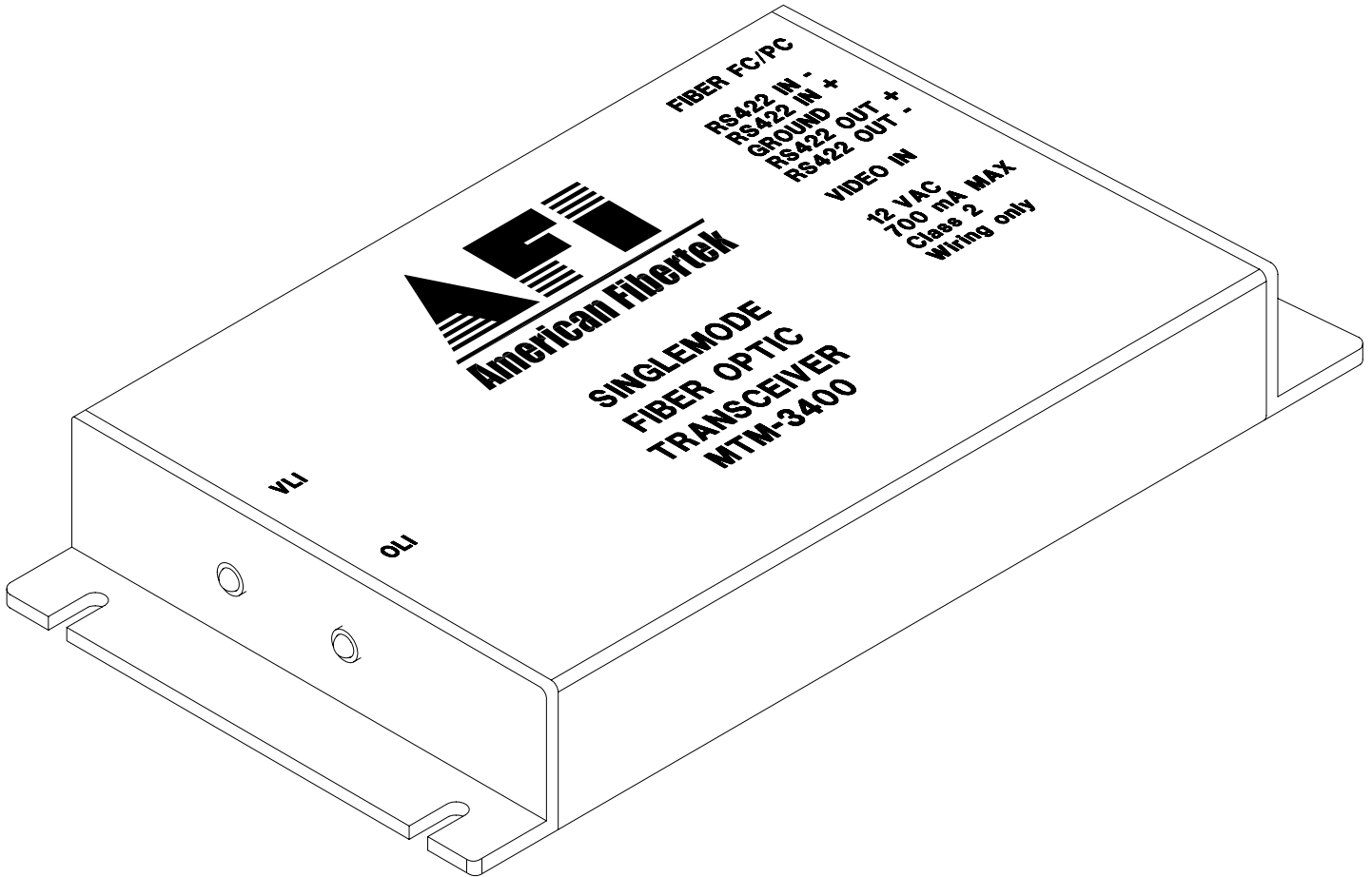




120 Belmont Drive
Somerset, NJ 08873-1204

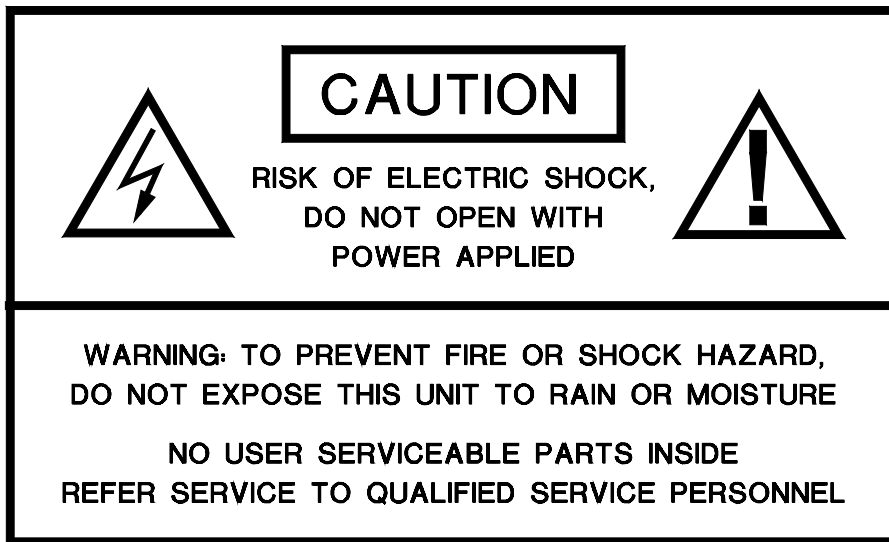
American Fibertek

Phone: 732.302.0660 Fax: 732.302.0667



Instruction Manual

MTM-3400 Video Transmitter With Bi-directional RS422 Data



INSTALLATION AND OPERATION INSTRUCTIONS

INTRODUCTION

Thank you for purchasing your American Fibertek MTM-3400 singlemode video transmitter with bi-directional RS422 data. Please take a few minutes to read these installation instructions in order to obtain the maximum performance from this product.

FUNCTIONAL DESCRIPTION

The MTM-3400 operates as half of a transmitter / receiver pair for the transmission of a baseband NTSC, PAL, RS170, or RS343 video signal with bi-directional RS422 data. It is designed to operate with the MRM-3400 or RRM-3400 video receiver over one singlemode fiber optic cable.

The MTM-3400 converts a single video input and a RS422 data input into an optical output using a 1310 nm wavelength source. The MTM-3400 also converts an optical input signal returning on the same fiber into a RS422 data output using a 1550 nm wavelength detector. The M-3400 Series product is designed to operate over an optical loss budget range of 0 to 10 dB. The MTM-3400 operates on 9 um singlemode fiber. Refer to the data sheets for detailed performance specifications.

This unit is contained in a compact and rugged aluminum housing with internal dc voltage regulation. The detachable terminal blocks and LED indicators provide for easy installation and monitoring of video, data, and ac power.

The MTM-3400 is designed for mounting as a modular stand alone unit. For a rack mounted version please see the RTM-3400.

INSTALLATION

THIS INSTALLATION SHOULD BE MADE BY A QUALIFIED SERVICE PERSON AND SHOULD CONFORM TO THE NATIONAL ELECTRICAL CODE, ANSI/NFPA 70 AND LOCAL CODES.

Mount the unit to a secure surface using #8 (3mm) hardware in four places. See the drawing on the next page for mounting dimensions. Be sure to allow sufficient room for the minimum bend radius of the fiber cable used.

POWER SOURCE

THIS PRODUCT SHALL BE POWERED BY A LISTED CLASS 2 POWER SUPPLY ONLY.

This unit requires an isolated 12VAC power source for proper operation. In the USA and in Canada an American Fibertek PS-12AC is supplied with this unit. ANSI/NFPA 70 Class 2 wiring is recommended.

POWER CONNECTION


Power is supplied to the unit via a two pin terminal connector on the side of the unit. See label on unit for proper location of input power.

FIBER CONNECTION

The fiber optic connection is made via a FC/PC connector located on the right side of the unit.

VIDEO INPUT CONNECTION

The video input connection is made via a BNC connector on the right side of the unit. The video input should be connected to an appropriate 75Ω baseband video source such as a camera or a video recorder output. For optimum performance the video cables should be the shortest length of coax practical.



DATA INPUT / OUTPUT CONNECTIONS

Data input and output connections are made via a terminal block on the right side of the unit. See the label on the unit for proper orientation of input and output connections.

Data connections are based on industry standard EIA terminology for the transmission of electronic data signals. Using this terminology, the driver of an electronic signal is labeled TX or data out. Correspondingly, the receiver of an electronic signal is labeled RX or data in. Therefore, when connecting two devices via copper wires, the data out of one device is connected to the data in of the other device. Not all manufactures follow standard EIA terminology. Consult the installation instructions for your copper device if you are unsure which two wires are the drive (data out) wires and which two wires are the receive (data in) wires.

In addition, please note that Data In on the MTM-3400 becomes Data Out on the MRM-3400 or the RRM-3400 after going across the fiber. The reverse flow follows the same orientation.

MTM-3400 STATUS INDICATORS

The MTM-3400 provides the following LED status indicators to aid in installation and troubleshooting:

VLI

A bi-color LED indicator is provided for the video input to the MTM-3400. Internal DC power and video status associated with this LED is summarized below.

Video Presence LED	DC Power Status	Video Status
Green	On	Proper Input Video Present
Red	On	Input Video Not Detected
Off	Off	Check Power Supply Input

OLI

A bi-color LED indicator monitors the optical input power of the data signal that is being received at the MTM-3400 from the MRM-3400 or the RRM-3400. Internal DC power and optical input status associated with this LED are summarized below.

Optical Level Indicator	DC Power Status	Optical Status
Green	On	Proper Optical Input Power Present
Red	On	Optical Input Not Detected
Off	Off	Check Power Supply

**This unit complies with 21 CFR
1040.10 and 1040.11**

LIFETIME WARRANTY INFORMATION

American Fibertek, Inc warrants that at the time of delivery the products delivered will be free of defects in materials and workmanship. Defective products will be repaired or replaced at the exclusive option of American Fibertek. A Return Material Authorization (RMA) number is required to send the products back in case of return. All returns must be shipped prepaid. This warranty is void if the products have been tampered with. This warranty shall be construed in accordance with New Jersey law and the courts of New Jersey shall have exclusive jurisdiction over this contract. **EXCEPT FOR THE FOREGOING WARRANTY, THERE IS NO WARRANTY OF MERCHANTABILITY OR FITNESS FOR A PARTICULAR PURPOSE OR OTHERWISE, EXPRESSED OR IMPLIED, WHICH EXTENDS BEYOND THE WARRANTY SET FORTH IN THIS AGREEMENT.** In any event, American Fibertek will not be responsible or liable for contingent, consequential, or incidental damages. No agreement or understanding, expressed or implied, except as set forth in this warranty, will be binding upon American Fibertek unless in writing, signed by a duly authorized officer of American Fibertek.

SERVICE INFORMATION

There are no user serviceable parts inside the unit.

In the event that service is required to this unit, please direct all inquiries to:

American Fibertek, Inc.
120 Belmont Drive
Somerset, NJ 08873

Phone: (877) 234-7200
Phone: (732) 302-0660
FAX (732) 302-0667

E-mail: techinfo@americanfibertek.com