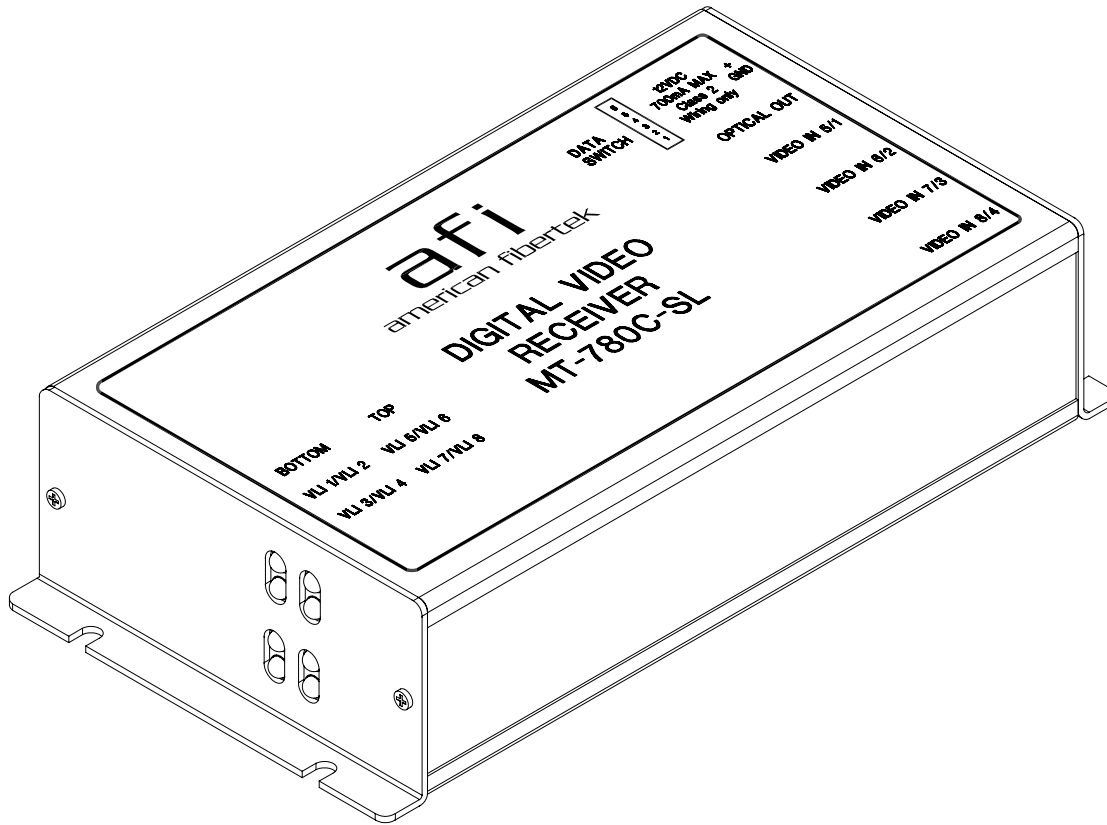


# afi

120 Belmont Drive  
Somerset, NJ 08873-1204

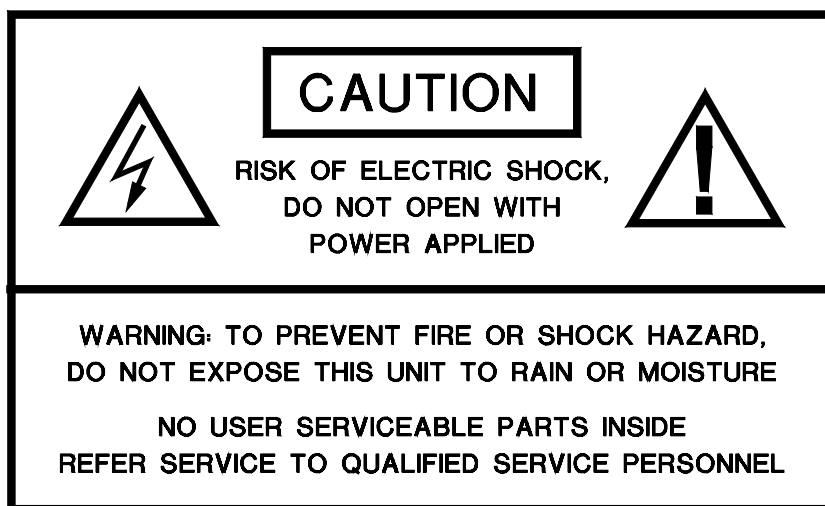
american fibertek Phone: 732.302.0660 Fax: 732.302.0667



## Instruction Manual

### MT-780C-SL

### Eight Channel Video Transmitter



## INSTALLATION AND OPERATION INSTRUCTIONS

### INTRODUCTION

Thank you for purchasing your American Fibertek MT-780C-SL singlemode eight channel video transmitter. Please take a few minutes to read these installation instructions in order to obtain the maximum performance from this product.

### FUNCTIONAL DESCRIPTION

The MT-780C-SL operates as half of a transmitter / receiver pair for the transmission of eight channels of high performance digital NTSC, PAL, RS170, or RS343 video signals. The MT-780C-SL is designed to operate with the MR-780C-SL or RR-780C-SL video receiver over one singlemode fiber optic cable.

The MT-780C-SL multiplexes eight video input signals into a high speed serial data stream. This serial data stream modulates a laser at 1310 nm wavelength. The 780C-SL Series product is designed to operate over an optical loss budget range of 0 to 21 dB. Refer to the data sheets for detailed performance specifications.

This unit is contained in a rugged aluminum housing with internal dc voltage regulation. The detachable terminal blocks and LED indicators provide for easy installation and monitoring of video and power.

The MT-780C-SL is designed for mounting as a modular stand alone unit. For a rack mounted version please see the RT-780C-SL.

### INSTALLATION

THIS INSTALLATION SHOULD BE MADE BY A QUALIFIED SERVICE PERSON AND SHOULD CONFORM TO THE NATIONAL ELECTRICAL CODE, ANSI/NFPA 70 AND LOCAL CODES.

Mount the unit to a secure surface using #8 (3mm) hardware in four places. See the drawing on the next page for mounting dimensions. Be sure to allow sufficient room for the required minimum bend radius of the fiber cable used.

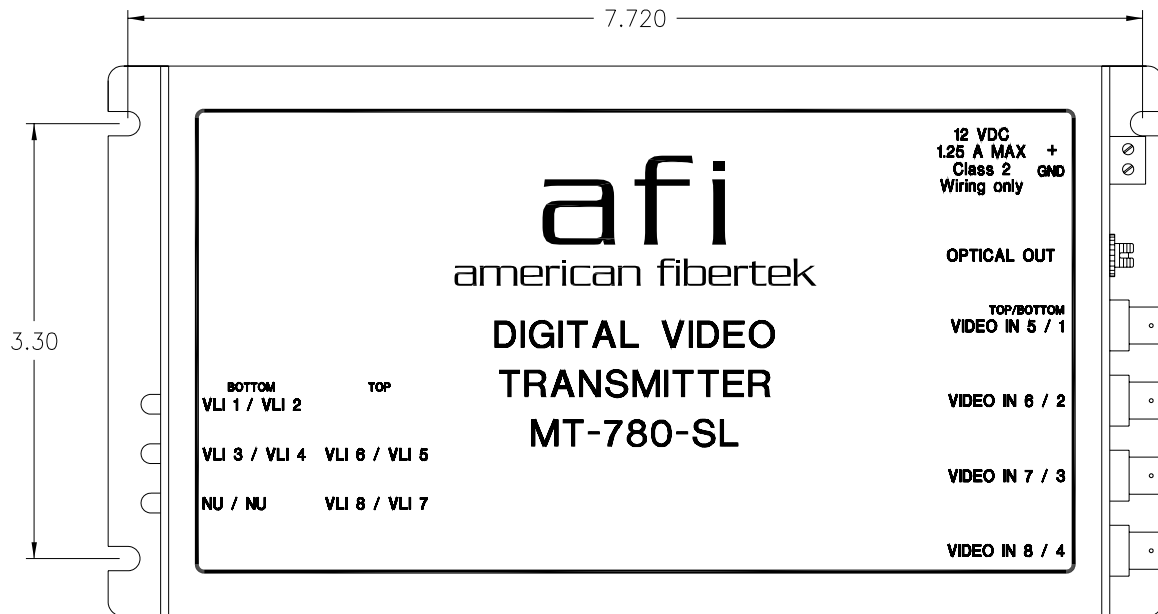
### POWER SOURCE

THIS PRODUCT SHALL BE POWERED BY A LISTED CLASS 2 POWER SUPPLY ONLY.

This unit requires a +12VDC power source for proper operation. The DC input is diode protected. In the USA and in Canada an American Fibertek PS-12D is supplied with this unit. The negative side of the power input is directly connected to ground. ANSI/NFPA 70 Class 2 wiring is recommended.

### POWER CONNECTION

Power is supplied to the unit via a two pin terminal connector on the right side of the unit. Follow the label on unit for proper orientation of +12 volt dc and ground.



### FIBER CONNECTION

The fiber optic connection is made via a FC/PC connector located on the right side of the unit.

### VIDEO INPUT CONNECTIONS

The video input connections are made via BNC connectors on the right side of the unit. The video input should be connected to an appropriate 75Ω baseband video source such as a camera or a video recorder output. For optimum performance the video cables should be the shortest length of coax practical.

### MT-780C-SL STATUS INDICATORS

The MT-780C-SL transmitter provides the following LED status indicators described below to aid in installation and troubleshooting:

#### VLI 1 THROUGH VLI 8

A bi-color LED indicator is provided for each of the eight video inputs to the MT-780C-SL. DC power and video status associated with each of these LED's are summarized below.

Video Presence LED	DC Power Status	Video Status
Green	On	Proper Input Video Present
Red	On	Input Video Not Detected
Off	Off	Check Power Supply

**This unit complies with 21  
CFR 1040.10 and 1040.11**

#### LIFETIME WARRANTY INFORMATION

American Fibertek, Inc warrants that at the time of delivery the products delivered will be free of defects in materials and workmanship. Defective products will be repaired or replaced at the exclusive option of American Fibertek. A Return Material Authorization (RMA) number is required to send the products back in case of return. All returns must be shipped prepaid. This warranty is void if the products have been tampered with. This warranty shall be construed in accordance with New Jersey law and the courts of New Jersey shall have exclusive jurisdiction over this contract. **EXCEPT FOR THE FOREGOING WARRANTY, THERE IS NO WARRANTY OF MERCHANTABILITY OR FITNESS FOR A PARTICULAR PURPOSE OR OTHERWISE, EXPRESSED OR IMPLIED, WHICH EXTENDS BEYOND THE WARRANTY SET FORTH IN THIS AGREEMENT.** In any event, American Fibertek will not be responsible or liable for contingent, consequential, or incidental damages. No agreement or understanding, expressed or implied, except as set forth in this warranty, will be binding upon American Fibertek unless in writing, signed by a duly authorized officer of American Fibertek.

#### SERVICE INFORMATION

There are no user serviceable parts inside the unit.

In the event that service is required to this unit, please direct all inquiries to:

American Fibertek, Inc.  
120 Belmont Drive  
Somerset, NJ 08873

Phone: (877) 234-7200

Phone: (732) 302-0660

FAX (732) 302-0667

E-mail: [techinfo@americanfibertek.com](mailto:techinfo@americanfibertek.com)