


afi



120 Belmont Drive
Somerset, NJ 08873-1204

american fibertek Phone: 732.302.0660 Fax: 732.302.0667



Instruction Manual

MXRC-1 Sub Rack

| |
|--|
|  <div style="display: inline-block; text-align: center; margin: 0 20px;"> <div style="border: 2px solid black; padding: 5px; font-weight: bold; font-size: 1.2em;">CAUTION</div> <p>RISK OF ELECTRIC SHOCK, DO NOT OPEN WITH POWER APPLIED</p> </div>  |
| <p>WARNING: TO PREVENT FIRE OR SHOCK HAZARD, DO NOT EXPOSE THIS UNIT TO RAIN OR MOISTURE</p> <p>NO USER SERVICEABLE PARTS INSIDE REFER SERVICE TO QUALIFIED SERVICE PERSONNEL</p> |

| Specifications MXRC-1 | | |
|------------------------------|----------|-----------------|
| Power Supply | MXRCPS-1 | 1 |
| Plug-in Cards | MXRC-1 | 12 |
| Size | | 19" x 5 ¼" x 9" |
| Weight | | 4 ½ lbs. |

| MXRCPS-1 & MXRC-1 Specifications | |
|--|---|
| MXRCPS-1: Power supply specifications | |
| Input: | 90-264VAC, 47-63HZ |
| Output: | DC5V, Max 25A, 100W |
| Working temp: | -20° to +70°C |
| Working humidity: | 20 to 90% RH, non-condensing |
| Storage temp., humidity: | -40° to +85°C, 10-95% RH |
| Dimension: | 65.3mm x 166.5mm x 130mm (W x D x H) |
| MXRC-1 Rack Specifications | |
| Capacity: | 12 slots available for plug-in modules |
| Dimension: | 484mm x 192mm x 134mm (W x D x H) |

INSTALLATION AND OPERATION INSTRUCTIONS

INTRODUCTION

Thank you for purchasing your American Fibertek MXRC-1 sub-rack. Please take a few minutes to read these installation instructions in order to obtain the maximum performance from this product.

FUNCTIONAL DESCRIPTION

The MXRC-1 sub-rack is a standard 19" x 5.25" frame designed to accommodate up to twelve fiber optic plug-in cards along with a MXRCPS-1 power supply.

SYSTEM COMPATIBILITY

Any plug in card with the model number beginning with the letter "MXR" can be inserted into any of the twelve application slots on the left-hand side of the MXRC-1.

INSTALLATION

THIS INSTALLATION OF THIS UNIT SHOULD BE MADE BY A QUALIFIED SERVICE PERSON(S) AND MUST CONFORM TO ALL LOCAL CODES.

The MXRC-1 may be mounted, using standard hardware, in an upright position, with the backplane upward, inside a standard 19" EIA rack cabinet. It is important, as with any electronic equipment, to provide sufficient airflow to prevent over heating in the cabinet. At least 1 3/4" (1RU) of space should be allowed above and below the MXRC-1 to provide air flow. If more than one MXRC-1 racks are installed, forced airflow may be necessary depending upon the number of plug-in cards used in the over-all installation. It is necessary to add a 1RU fan unit at the top of every three MXRC-1 sub-racks with 1RU spacing between them.

The far right hand position of the MXRC-1 is only compatible with a MXRCPS-1 series plug in power supply. Please refer to MXRCPS-1 instruction manual for further information. Standard American Fibertek MXR rack card modems can be installed into any of the remaining slots. Insert the card all the way until the edge connector meets the internal bus connector and the front panel is even with the front of the sub-rack. Then secure the fasteners by screwing in snugly. Any card may be used in any open slot.

LIFETIME WARRANTY INFORMATION

American Fibertek, Inc warrants that at the time of delivery the products delivered will be free of defects in materials and workmanship. Defective products will be repaired or replaced at the exclusive option of American Fibertek. A Return Material Authorization (RMA) number is required to send the products back in case of return. All returns must be shipped prepaid. This warranty is void if the products have been tampered with. This warranty shall be construed in accordance with New Jersey law and the courts of New Jersey shall have exclusive jurisdiction over this contract. **EXCEPT FOR THE FOREGOING WARRANTY, THERE IS NO WARRANTY OF MERCHANTABILITY OR FITNESS FOR A PARTICULAR PURPOSE OR OTHERWISE, EXPRESSED OR IMPLIED, WHICH EXTENDS BEYOND THE WARRANTY SET FORTH IN THIS AGREEMENT.** In any event, American Fibertek will not be responsible or liable for contingent, consequential, or incidental damages. No agreement or understanding, expressed or implied, except as set forth in this warranty, will be binding upon American Fibertek unless in writing, signed by a duly authorized officer of American Fibertek.

SERVICE INFORMATION

There are no user serviceable parts inside the unit.

In the event that service is required to this unit, please direct all inquiries to:

American Fibertek, Inc.
120 Belmont Drive
Somerset, NJ 08873

Phone: (877) 234-7200
Phone: (732) 302-0660
FAX (732) 302-0667

E-mail: techinfo@americanfibertek.com